

CHANGE

NO. 2

HEADQUARTERS
DEPARTMENT OF THE ARMY
WASHINGTON, DC, 29 May

**TECHNICAL MANUAL
ORGANIZATIONAL MAINTENANCE REPAIR PARTS AND SPECIAL TOOLS LIST
FOR
FILTER UNIT, GAS-PARTICULATE, M7A1**

TM 3-4240-201-20P, 10 November 1969, is changed as follows:

1. The purpose of this change is to update guidance for disposal, handling, and storage of filters.
2. Page 3, paragraph 3a(3) add the following recoverability code:
 - A Item requires special handling or condemnation procedures because of specific reasons (e.g., precious metal content, high dollar value, critical material, or hazardous material). Refer to appropriate manuals/directives for specific instructions.
3. Page 7, Section III, Figure 5, Item 5 - In column (1) change SMR code from "-P-O--" to -P-O-A.
4. File this change sheet in front of the publication for reference purposes.

By Order of the Secretary of the Army:

CARL E. VUONO
General, United States Army
Chief of Staff

Official:

WILLIAM J. MEEHAN II
Brigadier General, United States Army
The Adjutant General

Distribution:

To be distributed in accordance with DA Form 12-28 (block 282), maintenance requirements for TM 3-4240-201-20P.

CHANGE

No. 1

HEADQUARTERS
DEPARTMENT OF THE ARMY
Washington, D.C., *30 March 1970*

Organizational Maintenance Repair Parts and Special Tools List
FILTER UNIT, GAS PARTICULATE, M7A1
FSN 4240-203-3999

TM 3-4240-201-20P, 10 November 1969, is changed as follows:

Page 11, Figure 3. Hose Assembly, Size 2.

Change item number 1 to 4.

Change item number 4 to 1.

By Order of the Secretary of the Army:

W. C. WESTMORELAND
General, United States Army,
Chief of Staff.

Official:

KENNETH G. WICKHAM,
Major General, United States Army,
The Adjutant General.

Distribution:

Active Army::

C.NG (1)
USAMB (2)
USACDC (2)
USACDCCBRA (2)
USACDCADA (2)
USACDCARNIA (2)
USACDCFAA (2)
USACDCAVNA (2)
USACDCIA (21)
USAARMC (2)
USAFACFS (2)
USAECFB (2)
USAPC (2)
USA GM Cen (2)
USAIC k2)
USCONARC (10)
ARADCOM(5)
ARADCOM Rgn (5)
OS Maj Comd (5)
Armies (5)
Corps (3)
Div (3)
Bde (2)
Regt/Gp I 21
NG: None
USAR: None

Bn (2)
Co (2)
USMA I10)
Svc Colleges (10)
Br Svc Sch (10) except
 UTSACMLCS 150)
Gen Dep (51)
Dep (5)
A Dep (51)
USAMUCOM (5)
USAMC (5)
USACDCEC (10)
POE (1)
Instl (2)
USATTC (1)
MOTBA (1),
MOTBY (1)
MOTKI (1)
MOTSU (1)
USAAPSA (5)
Arsenals (3) except
 Edgewood (50)
PG (.5)

For explanation of abbreviations used, sec AR :310-50.

*U S GOVERNMENT PRINTING OFFICE 1970 390 9421/1677

D E P A R T M E N T O F T H E A R M Y T E C H N I C A L M A N U A L

**ORGANIZATIONAL MAINTENANCE REPAIR PARTS AND SPECIAL
TOOLS LIST
FOR
FILTER UNIT, GAS PARTICULATE, M7AI
FSN 4240-203-3999**

**Headquarters, Department of the Army, Washington, D. C.
10 November 1969**

Current as of 15 October 1969

SECTION		Paragraph	Page	Illust Figure
SECTION	I.	INTRODUCTION		
		Scope	1	2
		General.....	2	2
		Explanation of columns	3	2
		Special information.....	4	4
		How to locate repair parts	5	4
		Abbreviations.....	6	4
		Federal Supply Codes for manufacturers	7	4
		Recommendations for maintenance publication improvements	8	4
SECTION	II.	PRESCRIBED LOAD ALLOWANCE (PLA)		5
SECTION	III.	REPAIR PARTS FOR ORGANIZATIONAL MAINTENANCE		6
	Group 100.	Headpiece	6	2
	Group 200.	Hose assemblies	6	3, 4
	Group 300.	Air purifier	6	5, 6
	Group 400.	Transformer.....	7	7
	Group 500.	Accessories	8	8
	Group 600.	Repair kit	8	8
SECTION	IV.	SPECIAL TOOLS, TEST AND SUPPORT EQUIPMENT ILLUSTRATIONS		9, 15
SECTION	V.	FEDERAL STOCK NUMBER AND REFERENCE NUMBER INDEX ..		17

* Supersedes TM 3-4240-201-20P, 30 June 1961.

SECTION I.

INTRODUCTION

1. Scope

This manual lists repair parts required for the performance of organizational maintenance of the M7A 1 Filter Unit.

2. General

This repair parts and special tools lists is divided into the following sections:

a Prescribed Load Allowance (PLA) - Section II. A composite listing of the repair parts, special tools, test and support equipment having quantitative allowance for initial stockage at the organizational level.

b Repair Parts - Section III. A list of repair parts authorized for the performance of maintenance at the organizational level in figure and item number sequence.

c. Special Tools, Test and Support Equipment - Section IV Not applicable.

d. Federal Stock Number and Reference Number Index - Section V A list of Federal stock numbers in ascending numerical sequence followed by a list of reference numbers in ascending alpha-numeric sequence, cross-referenced to the illustration figure number and item number.

3. Explanation of Columns

The following provides an explanation of columns in the tabular lists in Sections II and III:

a. Source, Maintenance and Recoverability Codes (SMR), Column I.

(1) Source code, indicates the selection status and source to the listed item. Source codes are:

Code Explanation
P Repair parts which are stocked in or supplied from the GSA/DSA, or Army supply system and authorized for use at indicated maintenance categories.

P 2Repair parts which are procured and stocked for Insurance purposes because the combat or military essentiality of the end item dictates that a minimum quantity be available in the supply system.

P9 Assigned to items which are NSA design controlled: unique repair parts, special tools, test, measuring and diagnostic equipment, which are stocked and supplied by the Army COMSEC logistic system, and which are not subject to the provisions of AR 380-41.

P10 Assigned to Items which are NSA design controlled: special tools, test, measuring and diagnostic equipment for COMSEC support,

which are accountable under the provisions of AR 38041, and which are stocked and supplied by the Army COMSEC logistic system.

M Repair parts which are not procured or stocked, but are to be manufactured in Indicated maintenance levels.

A Assemblies which are not procured or stocked as such, but are made up of two or more units. Such components units carry individual stock numbers and descriptions, are procured and stocked separately and can be assembled to form the required assembly at Indicated categories.

X Parts and assemblies which are not procured or stocked and the mortality of which is below that of the applicable end item or component. The failure of such part or assembly should result in retirement of the end Item from the supply system.

X1 Repair parts which are not procured or stocked. The requirement for such items will be filled by use of the next higher assembly or component.

X2 Repair parts which are not stocked. The indicated maintenance category requiring such repair parts will attempt to obtain same through cannibalization. Where such repair parts are not obtainable through cannibalization, requirements will be requisitioned, with accompanying justification, through normal supply channels.

G Major assemblies that are procured with PEMA funds for Initial Issue only as exchange assemblies at DSU and GSU level. These assemblies will not be stocked above DS and GS level or returned to depot supply level.

(2) Maintenance code, indicates the lowest category of maintenance authorized to install the listed item. The maintenance level codes are:

Code Explanation
C Crew or operator maintenance
O Organizational maintenance

(3) Recoverability code, indicates whether unserviceable items should be returned for

recovery or salvage. Items not coded are expendable. Recoverability codes are:

Code	Explanation
R	Repair parts and assemblies which are economically repairable at DSU and GSU activities and normally are furnished by a supply on an exchange basis.
S	Repair parts and assemblies which are economically repairable at DSU and GSU activities and normally are furnished by supply on an exchange basis. However, when these items are determined to be uneconomically repairable by a GSU, they will be evacuated to a depot for evaluation and analysis before final disposition.
T	High dollar value recoverable repair parts which are subject to special handling and are issued on an exchange basis. Such repair parts normally are repaired or overhauled at depot maintenance activities.
U	Repair parts specifically selected for salvage by reclamation units because of precious metal content, critical materials, high dollar value reusable casings or castings.

b. *Federal Stock Number, Column 2.* This column indicates the Federal stock number assigned to the item and will be used for requisitioning purposes.

c. *Description, Column 3.* This column indicates the Federal item name and any additional description of the item required. A part number or other reference number is followed by the applicable five-digit Federal supply code for manufacturers in parentheses. Repair parts quantities included in the kits, sets, and assemblies are shown in front of the repair part name.

d. *Unit of Measure (U/M), Column 4.* A two character alphabetic abbreviation indicating the amount or quantity of the item upon which the allowances are based, e.g., ft, ea, pr, etc.

e. *Quantity Incorporated in Unit, Column 5.* This column indicates the quantity of the item used in the functional group. A "V" appearing in this column in lieu of a quantity indicates that a definite quantity cannot be indicated (e.g., shims, spacers, etc).

f. *15-Day Organizational Maintenance Allowance, Column 3 of Section II and Column 6 of Section III and IV.*

(1) The allowance columns are divided into four subcolumns. Indicated in each subcolumn opposite the first appearance of each item is the total quantity of items author-

ized for the number of equipments supported.

Subsequent appearances of the same item will have the letters "REF" in the allowance columns. Items authorized for use as required but not for initial stockage are identified with an asterisk in the allowance column.

(2) The quantitative allowances for organizational level of maintenance represents one initial prescribed load for a 15-day period for the number of equipments supported. Units and organizations authorized additional prescribed loads will multiply the number of prescribed loads authorized by the quantity of repair parts reflected in the density column applicable to the number of items supported to obtain the total quantity of repair parts authorized.

(3) Organizational units providing maintenance for more than 100 of these equipments shall determine the total quantity of parts required by converting the equipment quantity to a decimal factor by placing a decimal point before the next to last digit of the number to indicate hundredths, and multiplying the decimal factor by the parts quantity authorized in the 51-100 equipments is 40; for 150 equipments multiply 40 by 1.50 or 60 parts required.

(4) Subsequent changes to allowances will be limited as follows: No change in the range of items is authorized. If additional items are considered necessary, recommendation should be forwarded to Commanding Officer, Edgewood Arsenal, ATTN: SMUEATSE-TPL, Edgewood Arsenal, Md. 21010 for exception or revision to the allowance list. Revisions to the range of items authorized will be made by Edgewood Arsenal based upon engineering experience, demand data, or TAERS information.

g. *G Illustration, Column 7.* The illustrations in this manual are identical to those published in the -35P. The -35P illustrations are given for a better understanding of the parts relationship; however, only those parts assigned a maintenance code "O" are listed in the tabular portion. Only these parts are authorized for requisitioning from this manual. This column is divided as follows:

(1) *Figure number, column 7a.* Indicates the figure number of the illustration in which the item is shown.

(2) *Item number, column 7b.* Indicates

the callout number used to reference the item in the illustration.

4. Special Information

a. Parts which require manufacture or assembly at a category higher than that authorized for installation will indicate in the source column the higher category.

b. Action change codes indicated in the left-hand margin of the listing page denote the following:

N - Indicates an added item not included in previous publications.

C - Indicates a change in data.

F - Indicates a change in FSN only.

c. The following publication pertain to the Filter Unit, Gas Particulate, M7A1:

TM 3-4240-201-12, Operator and Organizational Maintenance Manual.

5. How to Locate Repair Parts

a. When Federal stock number or reference number is unknown:

(1) *First.* Using the table of contents, determine the functional group within which the repair part belongs. This is necessary since illustrations are prepared for functional groups and listings are divided into the same groups.

(2) *Second.* Find the illustration covering the functional group to which the repair part belongs.

(3) *Third.* Identify the repair part on the illustration and note the illustration figure and item number of the repair part.

(4) *Fourth.* Using the repair parts listing, find the functional group to which the repair part belongs and locate the illustration figure and item number noted on the illustration.

b. When Federal stock number or reference number is known:

(1) *First.* Using the Index of Federal Stock Numbers and Reference Numbers, find the pertinent Federal stock number or reference number. This Index is in ascending FSN sequence followed by a list of reference numbers in ascending alpha-numeric sequence, cross-referenced to the illustration figure number and item number.

(2) *Second.* Using the repair part listing, find the functional group of the repair part and the illustration figure number and item number referenced in the index of Federal stock numbers and reference numbers.

6. Abbreviations

<i>Abbreviation</i>	<i>Explanation</i>
ac	alternating current
al	aluminum
aly	alloy

amp	ampere
assy	assembly
cfm	cubic feet per minute
dc	direct current
dia	diameter
ea	each
ft	foot/feet
hd	head
id	inside diameter
in	inch
lg	long/length
max	maximum
NC	American National Coarse Thread
od	outside diameter
pltd	plated
stl	steel
unc	unified course thread
v	volt
wd	wide/width
yd	yard

7. Federal Supply Code for Manufacturers

<i>Code</i>	<i>Manufacturer</i>
76545	Mueller Electric Co. 1583 East 31 Street Cleveland, Ohio 44114
80205	National Aerospace Standards Committee Aeronautical Industries Association of America
81348	Federal Specifications
81349	Military Specifications
81361	Edgewood Arsenal Edgewood Arsenal, Maryland 21010
81895	Perfecting Service Co. Breco Div. 332 Atando Street Charlotte, N. C. 28205
83315	Hubbel Corp. 407 E. Hawley Street Mundelein, Illinois 60060
95138	Perfecting Service Co. P. O. Box 1949 Charlotte, North Carolina 28201
96906	Military Standards

8. Recommendations for Maintenance Manual Improvements

The reporting of errors, omissions, and recommendations for improving this manual by

the individual users is encouraged. Reports should be submitted on DA Form 2028 (Recommended Changes to DA Publications) and

forwarded direct to Commanding Officer, Edgewood Arsenal, ATTN: SMUEA-TSE-TPL, Edgewood Arsenal, Md. 21010.

**SECTION II.
PRESCRIBED LOAD ALLOWANCE**

(1) Federal Stock Number	(2) DESCRIPTION Usable on Code	(3) 15-Day Organizational Maintenance Allowance			
		(a) 1-5	(b) 6-20	(c) 21-50	(d) 51-100
	GROUP 100 - HEADPIECE				
4240-368-6361	CARRIER, HEADPIECE, HOSPITAL PROTECTOR, M12	2	2	4	8
4240-763-2464	HEADPIECE, HOSPITAL COLLECTIVE PROTECTOR, M13A1	3	11	25	48
	GROUP 200 - HOSE ASSEMBLIES				
4720-279-0093	HOSE, AIRDUCT, 6 ft lg	2	2	5	9
4720-279-0094	HOSE, AIRDUCT, 9 ft lg	2	2	2	4
	GROUP 300 - AIR PURIFIER				
4240-289-7978	FILTER, GAS, 12 CFM, M12A1	2		3	
4240-368-6291	FILTER, PARTICULATE, 12 CFM, M13	2	3	8	14
4240-763-2465	CAP, AIR FLOW CONTROL	2	2	5	10
4240-806-0022	CLIP, SPRING	2	2	3	5
	GROUP 400 - TRANSFORMER				
5935-258-9010	CONNECTOR, PLUG, ELECTRICAL, 2 contacts, male, 22 15 amps, 250v, AC-DC			2	2
5940-204-8350	CLIP, ELECTRICAL, battery, uninsulated, 50 amp., 3 in. Max lg, red	2	2	2	3
5950-338-6692	TRANSFORMER UNIT			2	2
5975-281-0034	CABLE, NIPPLE, ELECTRICAL, PLASTIC, FLEXIBLE, 4 in. lg, redr	2	2	2	3
	GROUP 600 - REPAIR KIT				
5340-664-7907	LOOP, CLAMP KIT	2	2	4	8

**SECTION III.
REPAIR PARTS FOR ORGANIZATIONAL MAINTENANCE**

(1) SMR CODE	(2) FEDERAL STOCK NUMBER	(3) DESCRIPTION REFERENCE NUMBER & MFR. CODE USABLE ON CODE		(4) QTY UNIT OF ISSUE	(5) QTY INC IN UNIT PACK	(6) 15 DAY ORGAIZATIONAL MAINTENANCE				(7) ILLUSTRATION	
						(a)	(b)	(c)	(d)	FIGURE NO.	ITEM NO/
						1-5	6-20	21-50	51-100		
		GROUP 100 - HEADPIECE									
N -P-O-	4240-368-6361	CARRIER, HEADPIECE, HOSPITAL PROTECTOR, M12 D5-4-1002 (81361)		ea	6	2	2	4	8	2	1
N -P-O-	4240-763-2464	HEADPIECE, HOSPITAL, COLLECTIVE PROTECTOR, M13A1 D5-70-23 (81361)		ea	6	3	11	25	48	2	2
		GROUP 200 -HOSE ASSEMBLIES									
C -A-O-		HOSE ASSEMBLY, Size 2, 6 ft long C5-66-269 (81361)		-	6					3	-
C -P-O-	4730-392-2974	PLUG, PULOMATIC, al aly 56AT (95138)		ea	1	*	*	*	*	3	1
C -P-O-	4730-554-7208	CLAMP, TACHET, 1-1/2 id to 1-1/4 od, 5 per can NAS 397-20 (80205)		ea	2	*	*	*	*	3	2
C -P-O-	4720-279-0093	HOSE, AIRDUCT, 6 ft lg C5-19-916 (81361)		ea	1	2	2	5	9	3	3
C -P-O-	4730-392-2962	ADAPTER, INLET, al aly C5-66-232 (81361)		ea	1	*	*	*	*	3	4
C -A-O-		HOSE ASSEMBLY, size 3, 9 ft lg C5-66-230 (81361)		-	2	-	-	-	-	4	
C -P-O-	4730-392-2794	PLUG, PULOMATIC, al aly 56AT (95138)		ea	1	REF	REF	REF	REF	4	1
C -P-O-	4730-554-7208 4 2	CLAMP, RATCHET, 1-1/8 id to 1-1/4 od, 5 per can NAS397-20 (80205)		ea	2		REF		REF	REF	REF
C -P-O-	4720-279-0094	HOSE, AIRDUCT, 9 ft lg C5-19-916 (81361)		ea	1	2	2	2	4	4	3
F -P-O-	4730-886-9339	"Y" FITTING AND SOCKET 1015YHS12C (81895)		ea	1	*	*	*	*	4	4
N -A-O-		GROUP 300 - AIR PURIFIER PURIFIER, AIR ASSEMBLY, M2 A2 D5-19-1772 (81361)		-	1	-	-	-	-	5	-


Section III.
REPAIR PARTS FOR ORGANIZATIONAL MAINTENANCE - Continued

(1) SMR CODE	(2) FEDERAL STOCK NUMBER	(3) DESCRIPTION REFERENCE NUMBER & MFR. CODE USABLE ON CODE		(4) QTY UNIT OF ISSUE	(5) QTY INC IN UNIT PACK	(6) 15 DAY ORGAIZATIONAL MAINTENANCE				(7) ILLUSTRATION	
						(a)	(b)	(c)	(d)	FIGURE NO.	ITEM NO/
						1-5	6-20	21-50	51-100		
N -P-O-	4240-763-2465	CAP, AIR FLOW CONTROL C5-19-1827 (81361)		ea	4	2	2	5	10	5	1
C -P-O-	5305-984-6195	SCREW, MACHINE, cres, No.8-32 NC x 3/4 lg MS35206-247 (96906)		ea	4	*	*	*	*	5	2
F -P-O-	5310-045-3299	WASHER, LOCK, steel, No. 8 MS35338-23 (96906)		ea	4	*	*	*	*	5	3
N -P-O-	4240-018-3079	MANIFOLD ASSEMBLYea1****54 C5-19-1773 (81361)									
C -P-O-	4240-289-7978	FILTER, GAS, 12 CFM, M12A1 C5-19-2267 (81361)		ea	1	2	3	8	14	5	5
C -P-O-	4240-368-6291	FILTER, PARTICULATE, 12 CFM, M13 C5-19-853 (81361)		ea	1	2	3	8	14	5	6
N -P-O-	4240-806-0022	CLIP, SPRING C5-19-1662 (81361)		ea	1	2	2	3	5	5	9
N-P-O-R	4240-807-6858	PRECLEANER AND HOUSING ASSY D5-19-1785 (81361)		ea	1	*	*	*	*	5	10
C -P-O	5330-543-3174	SEAL, RUBBER, 2 per bag A5-19-901 (81361)		ea	2	*	*	*	*	6	26
C -P-O-S	950-338-6692	GROUP 400 - TRANSFORMER TRANSFORMER UNIT E5-66-274 (81361)		ea	1	*	*	2	2	7	-
C -P-O-59	35-258-9010	CONNECTOR, PLUG, ELECTRICAL, 2 contacts, male, 15 amps, 250v, AC-DC 9940 (83315)		ea	1		*	*	2	2	717
C -P-O-	5975-281-0034	CABLE, NIPPLE, ELECTRICAL, PLASTIC, FLEXIBLE, 4 in. lg, red 26 (76545)		ea	2	2	2	2	1	7	19
C -P-O-	5940-204-8350	CLIP, ELECTRICAL, battery, uninsulated, 50 amp, 3 in. max lg, type PC W-C-440 (81348)		ea	20	2	2	2	3	7	20
C -P-O-	5970-188-5477	INSULATION TAPE, ELECTRICAL, PLASTIC, black, adhesive, 0.750 in. wd x 0.10 thk x 36 yd roll MIL-T-7798 (81349)		rl	V	*	*	*	*	7	21

Section III.

REPAIR PARTS FOR ORGANIZATIONAL MAINTENANCE -Continued

(1) SMR CODE	(2) FEDERAL STOCK NUMBER	(3) DESCRIPTION REFERENCE NUMBER & MFR. CODE USABLE ON CODE		(4) QTY UNIT OF ISSUE	(5) QTY INC IN UNIT PACK	(6) 15 DAY ORGAIZATIONAL MAINTENANCE				(7) ILLUSTRATION	
						(a)	(b)	(c)	(d)	FIGURE NO.	ITEM NO/
						1-5	6-20	21-50	51-100		
C -P-O-	5305-059-4568	GROUP 500 - ACCESSORIES SCREW, MACHINE, pan hd, cross recess, stl, pltd, No. 8-32 UNC-2A x 1/2 lg MS35190-253 (96906)		ea	26	*	*	*	*	8	1
C -P-O-	5310-934-9757	NUT, PLAIN, hex, steel, No. 8-32 UNC-213ea26****82 MS35649-282 (96906)									
C -P-O-	5305-901-2099	SCREW, WOOD, round, hd, cross recess, pltd, No 8 x 1/2 lg MS35493-51 (96906)		ea	26	*	*	*	*	8	3
N -P-O-	5340-984-6466	CLAMP, CUSHIONED, SUPPORT LOOP TYPE, AIRCRAFT, 1-3/8 dia MS21919DG22 (96906)		ea	26	*	*	*	*	8	4
P-O-	4730-392-2975	PLUG AND SOCKET "Y" FITTING 1015Y56C (81895)		ea	1	*	*	*	*	8	5
C -P-O-	5340-664-7907	GROUP 600 - REPAIR KIT LOOP, CLAMP KIT (No Reference)		ea	-	2	2	4	8	8	-
		1 ea SCREW, MACH, PAN HD, CROSS RECESS, STL, PLTD , No. 8-32 UNC-2A x 1/2 lg MS35190-253 (96906)		-	-	-	-	-	-	8	1
		1 ea NUT, PLAIN, HEX, STL, No. 8-32 UNC-213 MS35649-282 (96906)		-	-	-	-	-	-	8	2
		1 ea SCREW, WOOD, RD HD, CROSS RECESS, No. 8 x 1/2 lg MS35493-51 (96906)		-	-	-	-	-	-	8	3
		1 ea CLAMP, CUSHIONED, SUPPORT, LOOP TYPE, AIRCRAFT, 1-3/8 dia MS21919DG-22 (96906)		-	-	-	-	-	-	8	4



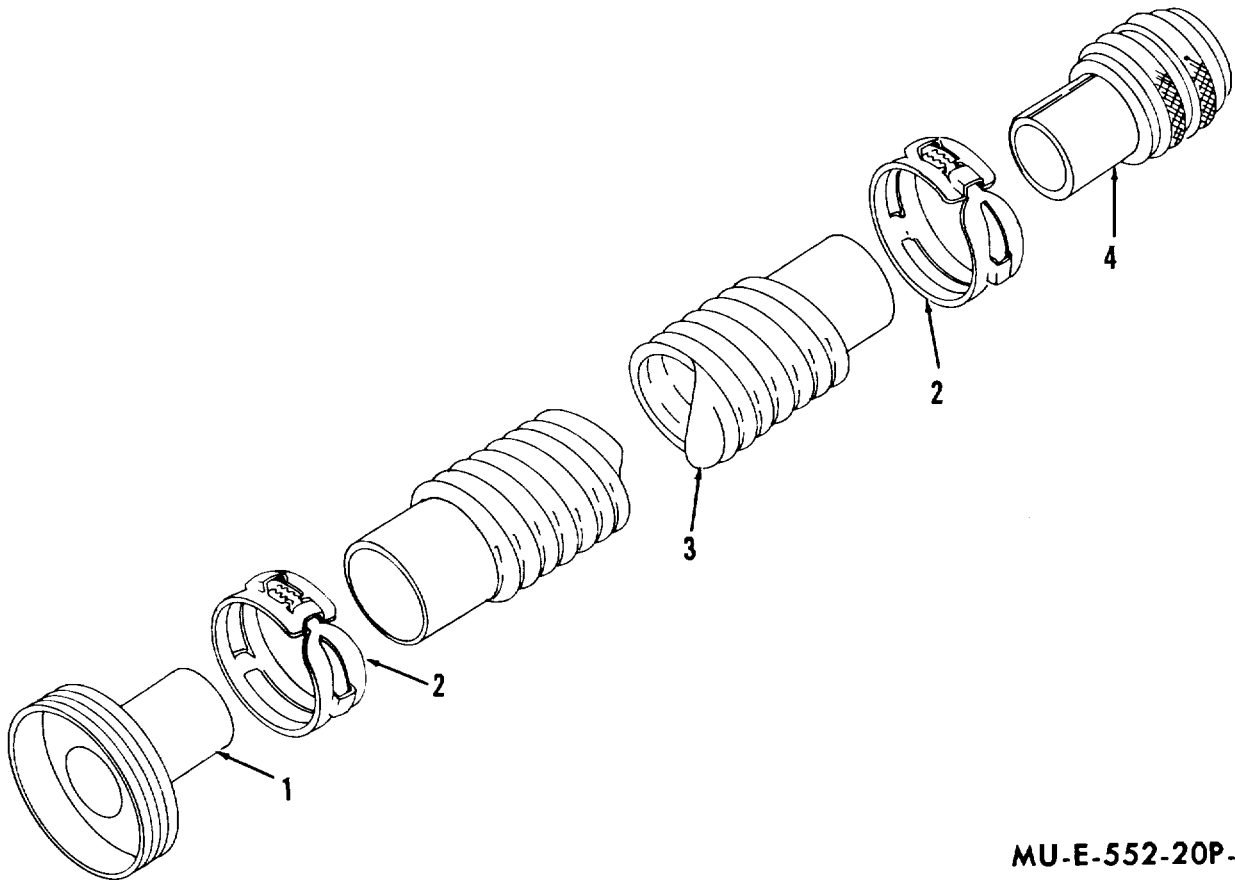
MU-E-552-20P-1

Figure 1. Filter Unit, Gas Particulate, M7A1.



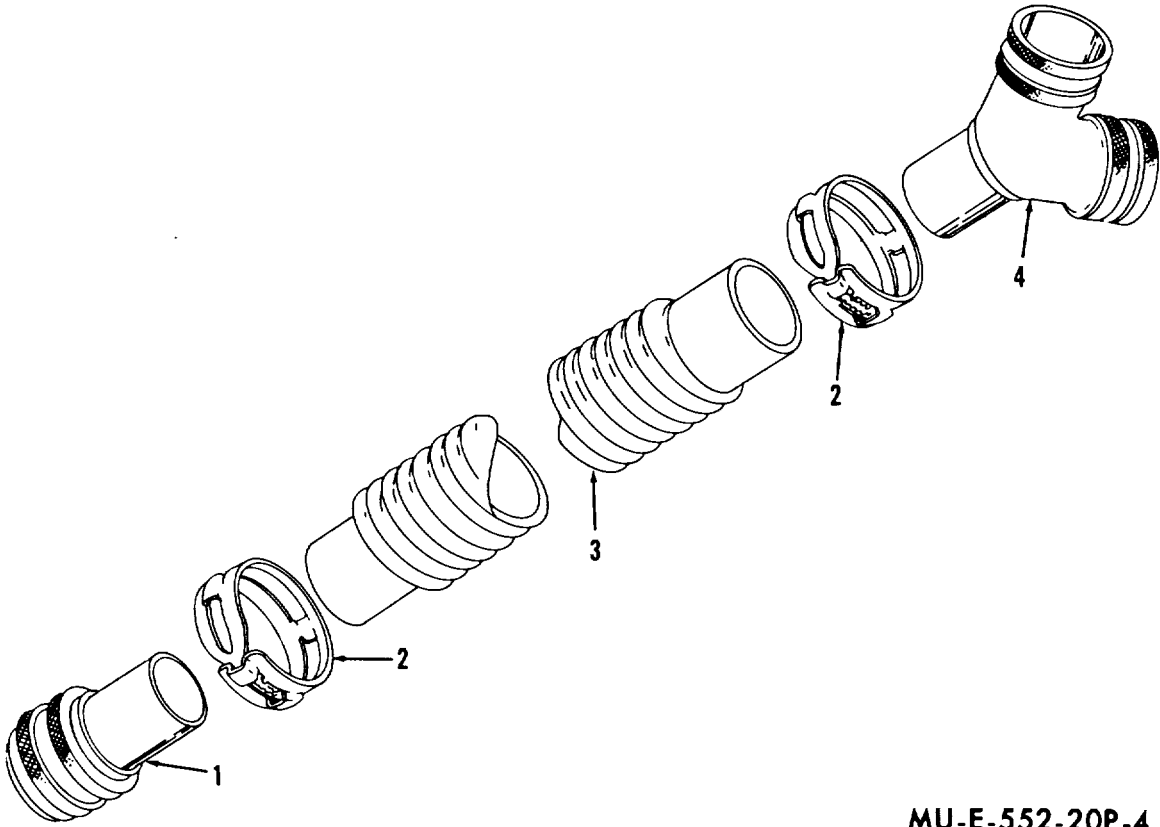
MU-E-552-20P-1

Figure 2. Headpiece



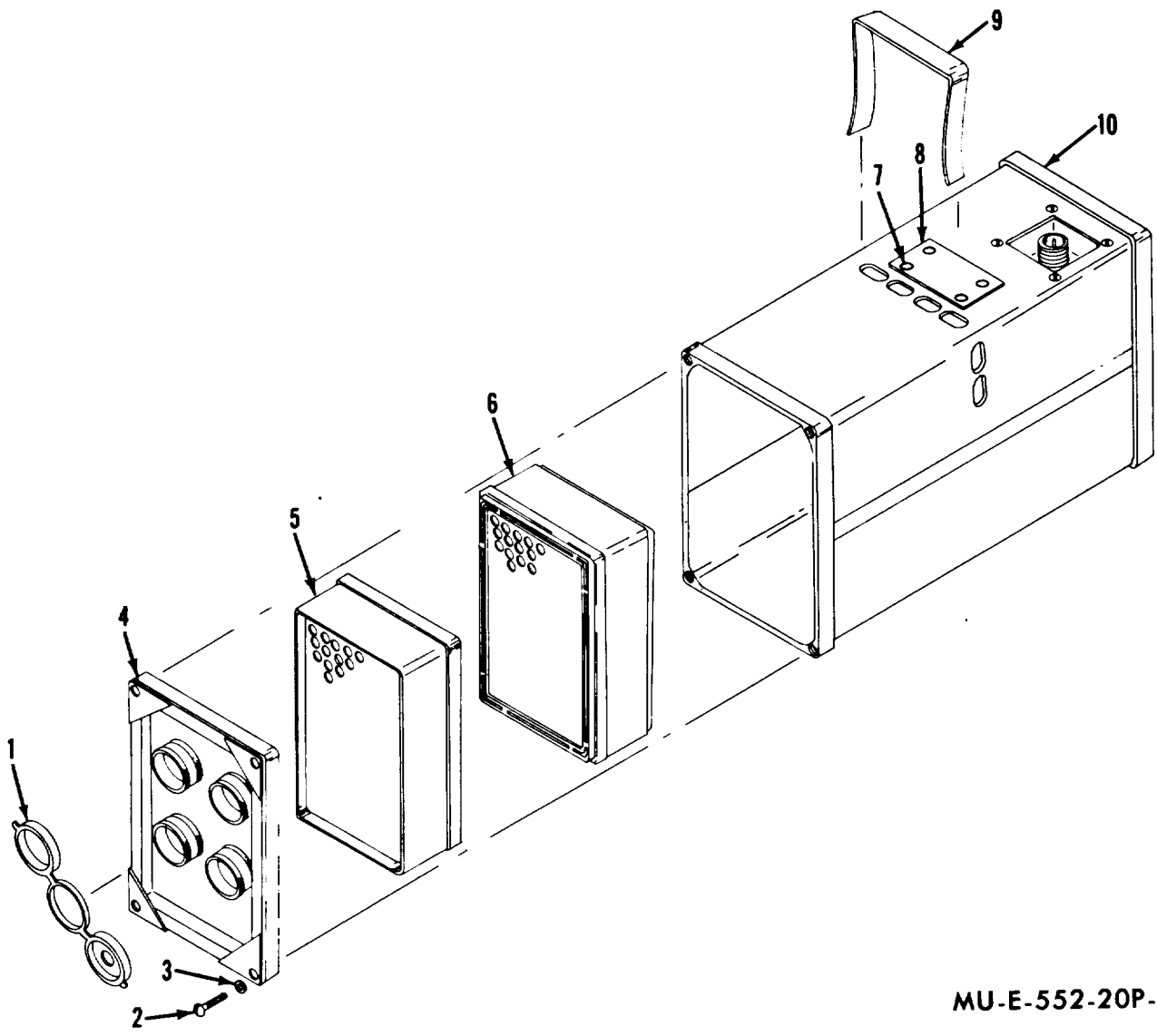
MU-E-552-20P-3

Figure 3. Hose assembly, size 2.



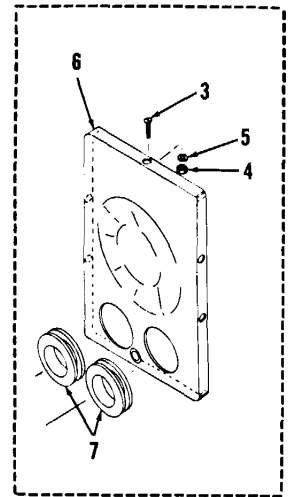
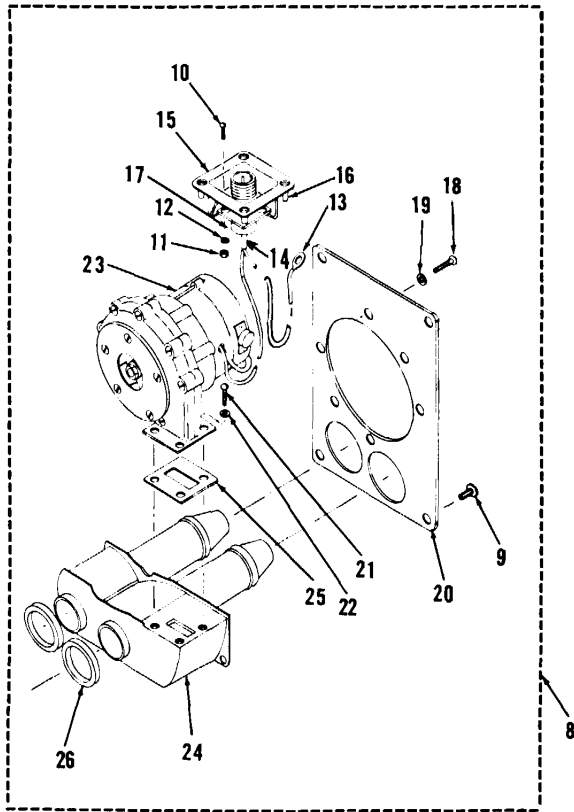
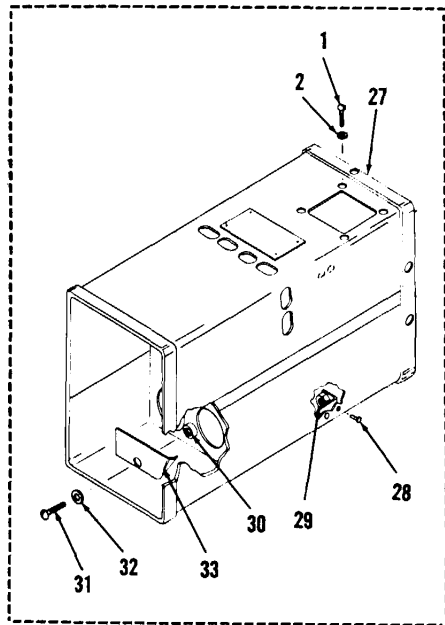
MU-E-552-20P-4

Figure 4. Hose assembly, size 3.



MU-E-552-20P-5

Figure 5. Air purifier assembly M2A2 and spring clip.



MU-E-552-20P-6

Figure 6. Precleaner and housing assembly

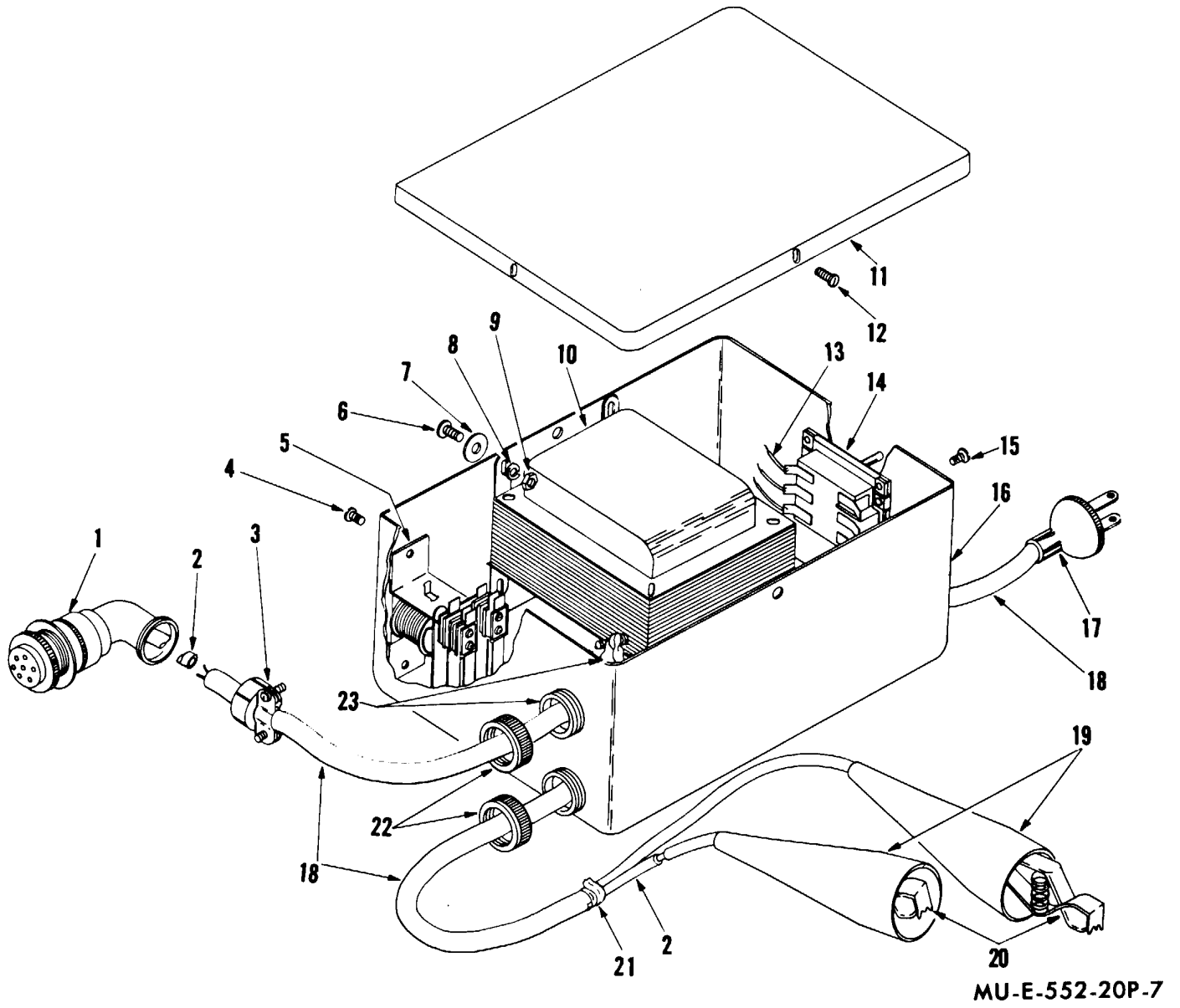
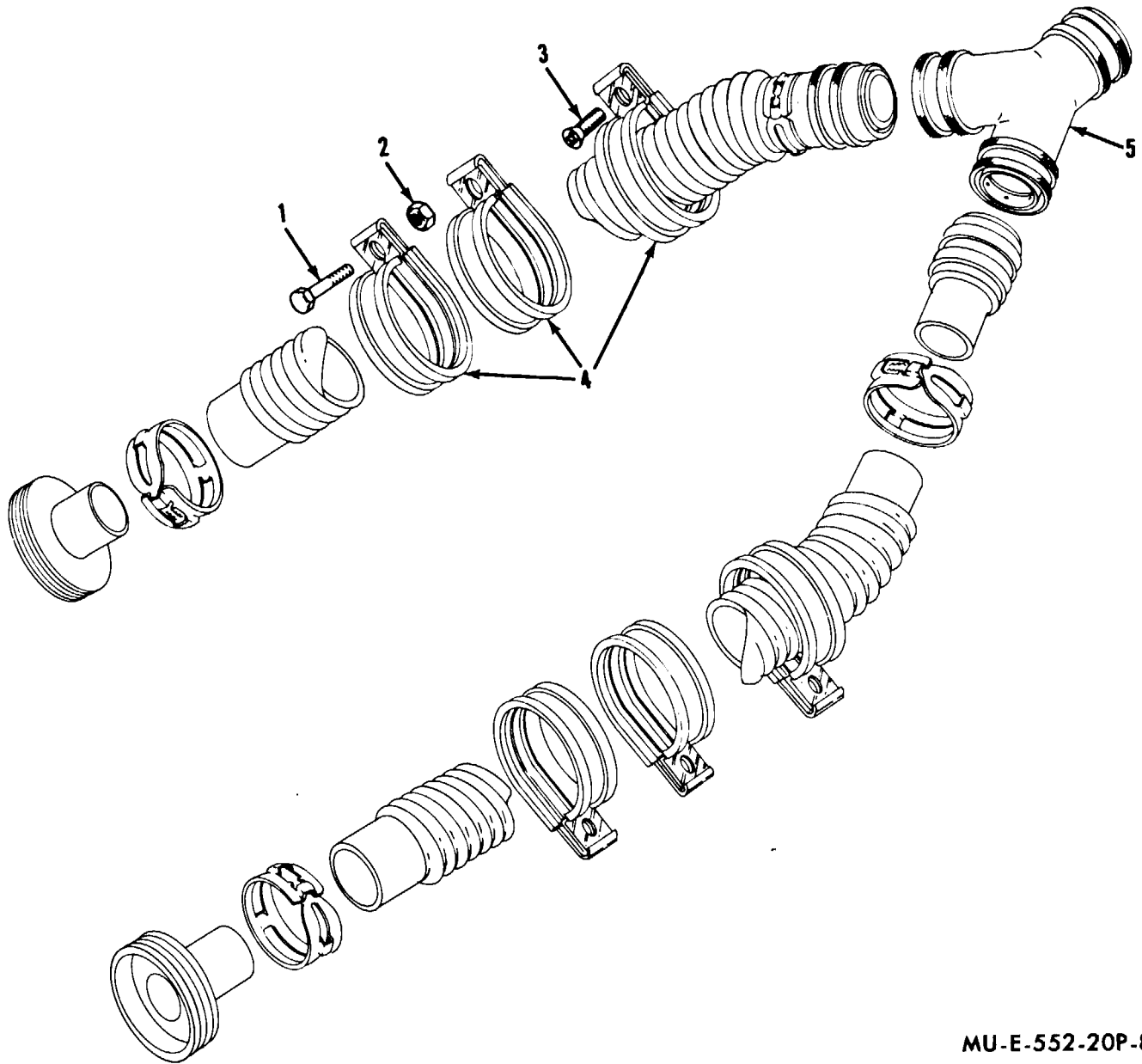


Figure 7. Transformer.



MU-E-552-20P-8

Figure 8. Accessories and repair kit

**SECTION V. INDEX - FEDERAL STOCK NUMBER AND REFERENCE NUMBER
CROSS-REFERENCE TO FIGURE AND ITEM NUMBER**

<i>Stock Number</i>	<i>Figure No.</i>	<i>Item No.</i>	<i>Stock Number</i>	<i>Figure No.</i>	<i>Item No.</i>
4240-018-3079	5	4	5305-984-6195	5	2
4240-203-3999	1	1	5310-045-3299	5	3
4240-289-7978	5	5	5310-934-9757	8	2
4240-368-6291	5	6	5310-543-3174	6	26
4240-368-6361	2	1	5340-664-7907	8	-
4240-763-2464	2	2	5340-984-6466	8	4
4240-763-2465	5	1	5935-258-9010	7	17
4240-806-0022	5	9	5940-204-8350	7	20
4240-807-6858	5	10	5950-338-6692	7	-
4720-279-0093	3	3	5970-188-5477	7	21
4720-279-0094	4	3	5975-281-0034	7	19
4730-392-2962	3	4			
4730-392-2974	3	1			
	4	1			
4730-392-2975	8	5			
4730-554-7208	3	2			
	4	2			
4730-886-9339	4	4			
5305-059-4568	8	1			
5305-901-2099	8	3			

<i>Reference No.</i>	<i>Mfg Code</i>	<i>Fig No.</i>	<i>Item No.</i>	<i>Reference No.</i>	<i>Mfg Code</i>	<i>Fig No.</i>	<i>Item No.</i>
A5-19-901	81361	6	26	MS35190-253	96906	8	1
C5-19-853	81361	5	6	MS35206-247	96906	5	2
C5-19-916	81361	3	3	MS35338-23	96906	5	3
		4	3				
C5-19-1662	81361	5	9	MS35493-51	96906	8	3
C5-19-1773	81361	5	4	MS35649-282	96906	8	2
C5-19-1827	81361	5	1	NAS397-20	80205	3	2
						4	2
C5-19-2267	81361	5	5	W-C440	81348	7	20
C5-66-230	81361	4	-	26	76545	7	19
C5-66-232	81361	3	4	56AT	95138	3	1
						4	1
C5-66-269	81361	3	-	1015Y56C	81895	8	5
D5-4-1002	81361	2	1	1015YHS12C	81895	4	5
D5-19-1772	81361	5	-	9940	83315	7	17
D5-19-1785	81361	5	10				
D5-70-23	81361	2	2				
E5-66-274	81361	7	-				
MIL-F-14452	81349	1	-				
MIL-T-7798	81349	7	21				
MS21919DG22	96906	8	4				

By Order of the Secretary of the Army:

W. C. WESTMORELAND,
General, United States Army,
Chief of Staff.

Official:

KENNETH G. WICKHAM,
Major General, United States Army,
The Adjutant General.

Distribution:

Active Army:

CNGB (1)	A Dep (5)
USAMB (2)	USAMUCOM (5)
USACDC (2)	USAMC (5)
USACDCCBRA (2)	USACDCEC (10)
USACDCADA (2)	POE (1)
USACDCARMA (2)	Instl (2)
USACDCFAA (2)	USATTC (1)
USACDCAVNA (2)	MOTBA (1)
USACDCIA (2)	MOTBY (1)
USAARMC (2)	MOTKI (1)
USAFACFS (2)	MOTSU (1)
USAE Cen (2)	USAAPSA (5)
USAPC (2)	Arsenals (3) except
USA GM Cen (2)	Edgewood (50)
USAIC (2)	PG (5)
USCONARC (10)	Units org under fol TOE:
ARADCOM (5)	(2 copies each)
ARADCOM Rgn (5)	8-57
OS Maj Comd (5)	8-187
Armies (5)	8-197
Corps (3)	8-510
Div (3)	8-551
Regt/Bde (2)	8563
Bn (2)	8-564
Co (2)	8-565
USMA (10)	8566
Svc Colleges (10)	8-571
Br Svc Sch (10) except	8581
USACMLCS (50)	8-590
Gen Dep (5)	8-667
Dep (5)	

NG: None

USAR: None

For explanation of abbreviations used, see AR 310-50.

*U. S. GOVERNMENT PRINTING OFFICE: 1969 - 390-937/1158.

